

# KEY REVENUE DRIVERS



# Disclaimer

The information contained in this document is for general informational purposes only and does not constitute an offer, solicitation, invitation or recommendation to subscribe for or purchase any securities, or other products or to provide any investment advice or service of any kind. This document is solely intended for distribution to and use by professional investors. This document is not directed at, and is not intended for distribution to or use by, any person or entity in any jurisdiction or country where such distribution or use would be contrary to law or regulation or which would subject Hong Kong Exchanges and Clearing Limited (“HKEX”) to any registration requirement within such jurisdiction or country.

This document contains forward-looking statements which are based on the current expectations, estimates, projections, beliefs and assumptions of HKEX about the businesses and the markets in which it and its subsidiaries operate. These forward-looking statements are not guarantees of future performance and are subject to market risk, uncertainties and factors beyond the control of HKEX. Therefore, actual outcomes and returns may differ materially from the assumptions made and the statements contained in this document.

Where this document refers to Shanghai-Hong Kong Stock Connect and/or Shenzhen-Hong Kong Stock Connect (together, the “Stock Connect” programs), please note that currently, access to northbound trading is only available to intermediaries licensed or regulated in Hong Kong; southbound trading is only available to intermediaries licensed or regulated in Mainland China. Direct access to the Stock Connect is not available outside Hong Kong and Mainland China.

Although the information contained in this document is obtained or compiled from sources believed to be reliable, HKEX does not guarantee the accuracy, validity, timeliness or completeness of the information or data for any particular purpose, and shall not accept any responsibility for, or be liable for, errors, omissions or other inaccuracies in the information or for the consequences thereof. The information set out in this document is provided on an “as is” and “as available” basis and may be amended or changed. It is not a substitute for professional advice which takes account of your specific circumstances and nothing in this document constitutes legal advice. HKEX shall not be responsible or liable for any loss or damage, directly or indirectly, arising from the use of or reliance upon any information provided in this document.

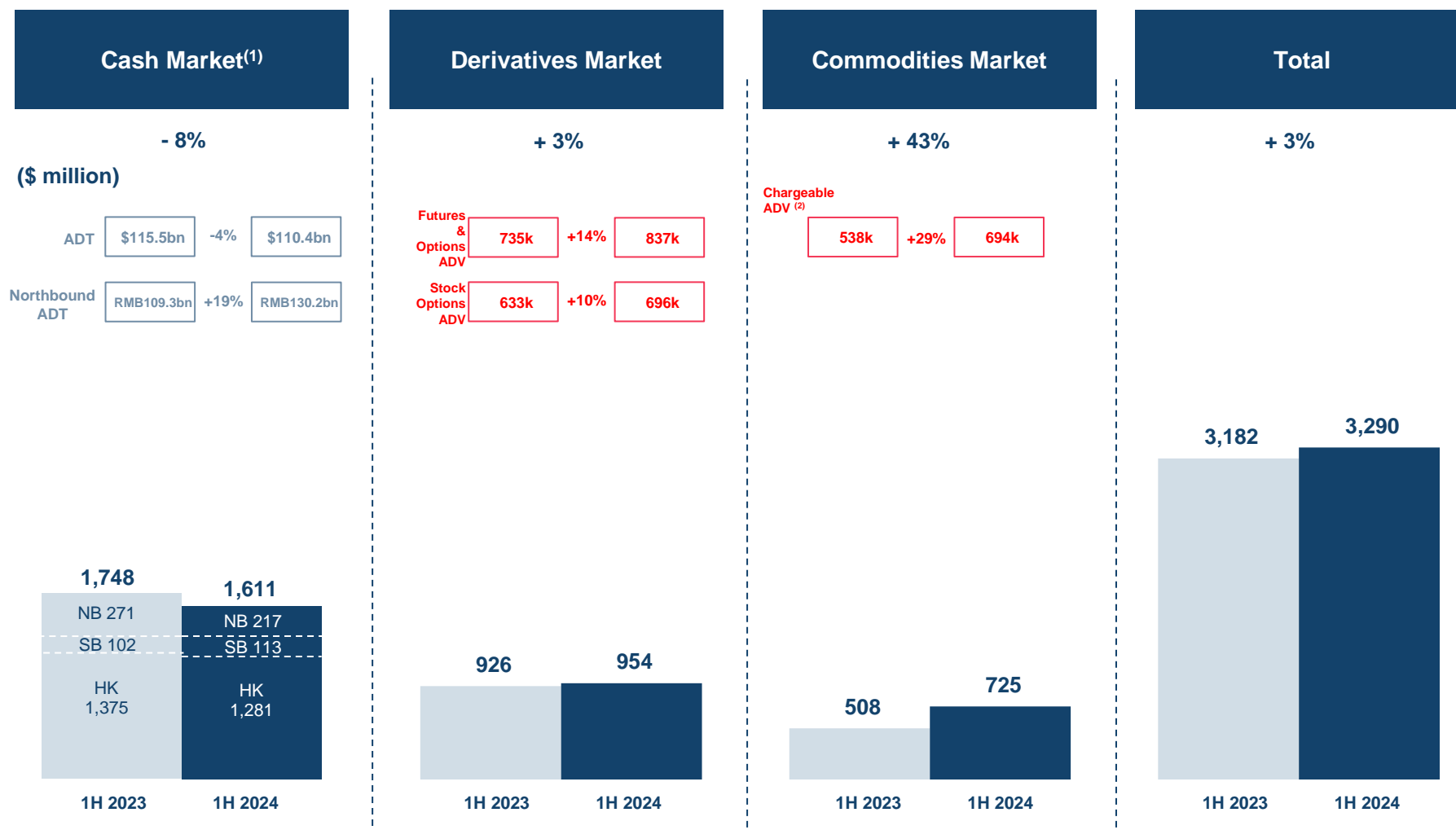


# Content

- 01 | Trading fees and trading tariffs**
- 02 | Stock Exchange listing fees**
- 03 | Clearing and settlement fees**
- 04 | Depository, custody and nominee services fees,  
Market data fees, and Other revenue**
- 05 | Appendices**
- 06 | Glossary**



# Trading Fees and Trading Tariffs

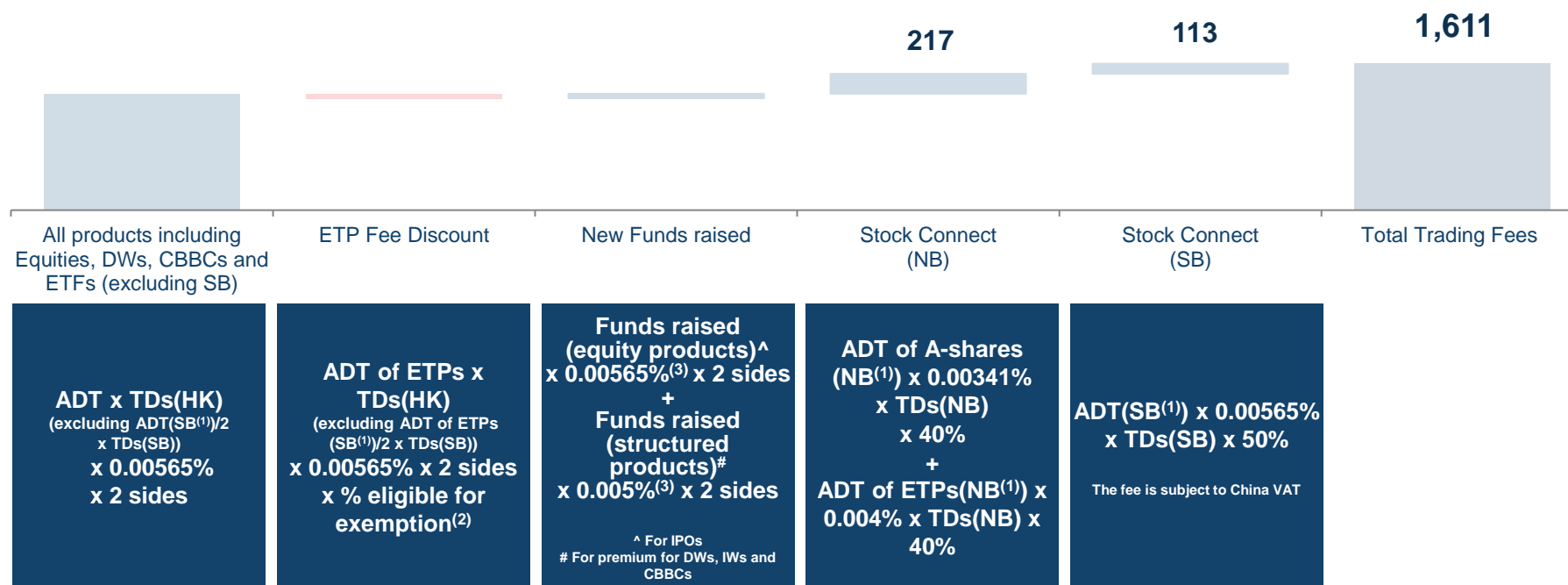


1. For Stock Exchange trades (including DWs and CBBCs), excluding stock options  
 2. Chargeable ADV excludes Admin Trades and other non-chargeable trades.  
 3. 1H results are presented for illustrative purpose. Please refer to Glossary for abbreviations.

# Trading Fees – Cash Market

## Trading Fees

(\$ million)



1. Includes buy and sell trades under Stock Connect
2. % of ETP eligible for exemption may be different for different periods. The fee exemption for market makers was based on the ETP's ADT over a 12-month period and its relevant investment exposure.
3. Funds raised for new products were subject to a trading fee rate of 0.00565%, but a special reduction has been granted to funds raised for structured products.
4. 1H results are presented for illustrative purpose. Please refer to Glossary for abbreviations. Please refer to the latest published fee rates on the HKEX website as they may be changed from time to time.



# Trading Fees – Cash Market

Revenue Analysis			
Fee Type	Calculation basis	Useful links	Remarks
Trading Fees			
All products including Equities, DWs, CBBCs and ETPs (excluding SB)	$ADT \times TDs(HK) \text{ (excluding } ADT(SB^{(1)})/2 \times TDs(SB)) \times 0.00565\% \times 2 \text{ sides}$	<p><i>Monthly Data Download: SECURITIES MARKET TURNOVER (MAIN BOARD AND GEM) [Appendix 1A]</i>  <a href="https://www.hkexgroup.com/Investor-Relations/Business-Analysis?sc_lang=en">https://www.hkexgroup.com/Investor-Relations/Business-Analysis?sc_lang=en</a></p> <p><i>Monthly Data Download: STOCK CONNECT SUMMARY [Appendix 1C]</i>  <a href="https://www.hkexgroup.com/Investor-Relations/Business-Analysis?sc_lang=en">https://www.hkexgroup.com/Investor-Relations/Business-Analysis?sc_lang=en</a></p>	
Less: ETP fee discount	$ADT \text{ of ETPs} \times TDs(HK) \text{ (excluding } ADT \text{ of ETPs } (SB^{(1)})/2 \times TDs(SB)) \times 0.00565\% \times 2 \text{ sides} \times \% \text{ eligible for exemption}$	<p><i>Monthly Data Download: AVERAGE DAILY TURNOVER BY TYPE OF SECURITIES (MAIN BOARD AND GEM) [Appendix 1D]</i>  <a href="https://www.hkexgroup.com/Investor-Relations/Business-Analysis?sc_lang=en">https://www.hkexgroup.com/Investor-Relations/Business-Analysis?sc_lang=en</a></p> <p><i>Monthly Data Download: STOCK CONNECT SUMMARY [Appendix 1C]</i>  <a href="https://www.hkexgroup.com/Investor-Relations/Business-Analysis?sc_lang=en">https://www.hkexgroup.com/Investor-Relations/Business-Analysis?sc_lang=en</a></p>	% of ETP eligible for exemption may be different for different periods
New funds raised	$Funds \text{ raised (equity products)} \times 0.00565\% \times 2 \text{ sides}$ + $Funds \text{ raised (structured products)} \times 0.005\% \times 2 \text{ sides}$	<p><i>Monthly Data Download: FUND RAISED AMOUNT BY TYPES (MAIN BOARD AND GEM) [Appendix 1B]</i>  <a href="https://www.hkexgroup.com/Investor-Relations/Business-Analysis?sc_lang=en">https://www.hkexgroup.com/Investor-Relations/Business-Analysis?sc_lang=en</a></p>	<p>Applicable only to IPOs and premium for DWs, IWs and CBBCs</p> <p>Funds raised for new products are subject to a trading fee rate of 0.00565%, but a special reduction has been granted to funds raised for structured products.</p>
Stock Connect (NB)	$ADT \text{ of A-shares } (NB^{(1)}) \times 0.00341\% \times TDs(NB) \times 40\%$ + $ADT \text{ of ETPs } (NB^{(1)}) \times 0.004\% \times TDs(NB) \times 40\%$	<p><i>Monthly Data Download: STOCK CONNECT SUMMARY [Appendix 1C]</i>  <a href="https://www.hkexgroup.com/Investor-Relations/Business-Analysis?sc_lang=en">https://www.hkexgroup.com/Investor-Relations/Business-Analysis?sc_lang=en</a></p>	



1. Includes buy and sell trades under Stock Connect  
 2. Please refer to Glossary for abbreviations. Please refer to the latest published fee rates on the HKEX website as they may be changed from time to time.

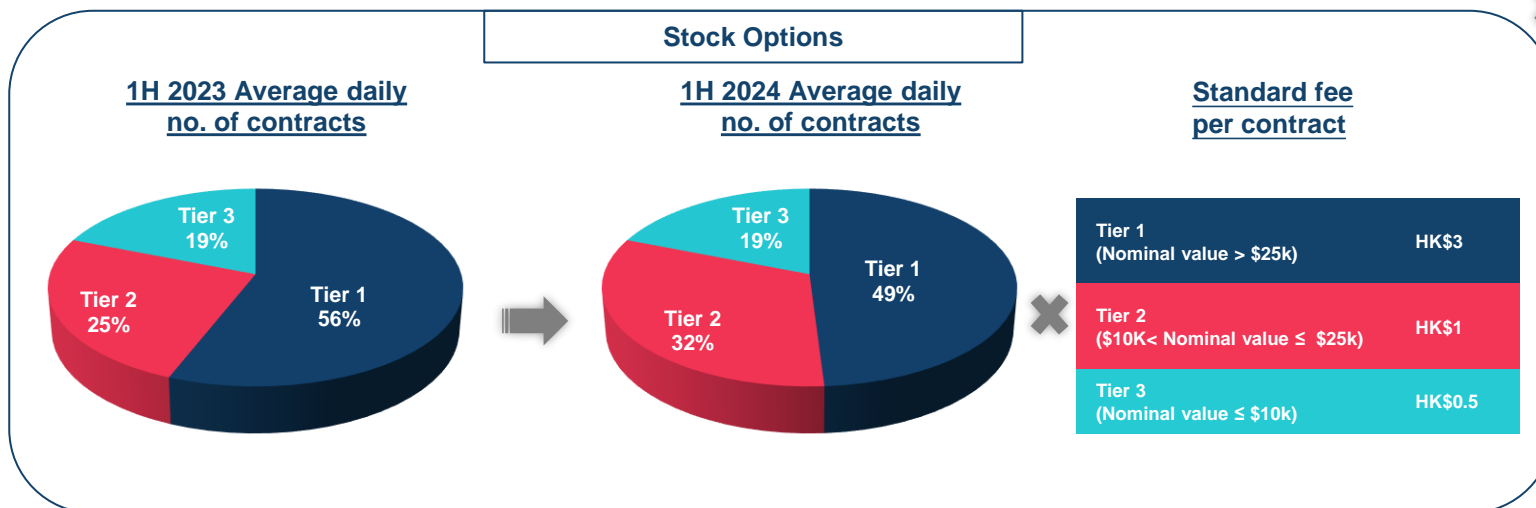

# Trading Fees – Cash Market

Revenue Analysis			
Fee Type	Calculation basis	Useful links	Remarks
Stock Connect (SB)	$ADT(SB^{(1)}) \times 0.00565\% \times TDs(SB) \times 50\%$	<p><i>Monthly Data Download: STOCK CONNECT SUMMARY [Appendix 1C]</i>  <a href="https://www.hkexgroup.com/Investor-Relations/Business-Analysis?sc_lang=en">https://www.hkexgroup.com/Investor-Relations/Business-Analysis?sc_lang=en</a></p>	The fee is subject to China VAT



1. Includes buy and sell trades under Stock Connect  
 2. Please refer to Glossary for abbreviations. Please refer to the latest published fee rates on the HKEX website as they may be changed from time to time.

# Trading Fees and Trading Tariffs – Derivatives Market



1. Hang Seng TECH Index Futures and Options and Futures Options are subject to a unit fee of HK\$5. Since launch, a market-wide 50% trading fee discount has been applied.
2. MSCI China A50 Connect (USD) Index Futures are subject to a unit fee of US\$1. From 1 Jul 2022, a 50% trading fee discount has been applied.
3. From time to time, certain products are eligible for fee holiday, market-wide discount or incentive programmes to attract volumes.
4. 1H results are presented for illustrative purpose. Please refer to Glossary for abbreviations. Please refer to the latest published fee rates on the HKEX website as they may be changed from time to time.





# Trading Fees and Trading Tariffs – Derivatives Market

Revenue Analysis			
Fee Type	Calculation basis	Useful links	Remarks
Futures and Options traded on HKFE	<p>ADV of different futures and options x unit price x 2 sides x TDs(HK)</p> <p>+ Adjustment for market maker discount</p>	<p><a href="https://www.hkexgroup.com/Investor-Relations/Business-Analysis?sc_lang=en">Monthly Data Download: DERIVATIVES MARKET TURNOVER [Appendix 2A]</a> <a href="https://www.hkexgroup.com/Investor-Relations/Business-Analysis?sc_lang=en">https://www.hkexgroup.com/Investor-Relations/Business-Analysis?sc_lang=en</a></p> <p><a href="http://www.hkex.com.hk/-/media/HKEX-Market/Services/Rules-and-Forms-and-Fees/Rules/HKFE/Rules/FE_App_B.pdf?la=en">FEES TABLE [Appendix 2B]</a> <a href="http://www.hkex.com.hk/-/media/HKEX-Market/Services/Rules-and-Forms-and-Fees/Rules/HKFE/Rules/FE_App_B.pdf?la=en">http://www.hkex.com.hk/-/media/HKEX-Market/Services/Rules-and-Forms-and-Fees/Rules/HKFE/Rules/FE_App_B.pdf?la=en</a></p>	<ul style="list-style-type: none"> <li>Trades conducted by market makers are eligible for reduced fees</li> <li>Percentage of transactions conducted by market makers and non-market makers may be different for different periods</li> <li>Clawbacks may be collected from market makers in case they do not fulfil their market-making obligations during the period</li> <li>From time to time, certain products are eligible for fee holiday, market-wide discount or incentive programmes to attract volumes</li> </ul>
Stock Options	<p>ADV of different stock options x unit price x 2 sides x TDs(HK)</p> <p>+ Adjustment for market maker discount</p>	<p><a href="https://www.hkex.com.hk/Market-Data/Statistics/Derivatives-Market/Trading-of-Stock-Options-by-Class?sc_lang=en#select1=1&amp;selection=Jul-2024">TRADING OF STOCK OPTIONS BY CLASS [Appendix 2C]</a> <a href="https://www.hkex.com.hk/Market-Data/Statistics/Derivatives-Market/Trading-of-Stock-Options-by-Class?sc_lang=en#select1=1&amp;selection=Jul-2024">https://www.hkex.com.hk/Market-Data/Statistics/Derivatives-Market/Trading-of-Stock-Options-by-Class?sc_lang=en#select1=1&amp;selection=Jul-2024</a></p> <p><a href="http://www.hkex.com.hk/products/listed-derivatives/single-stock/stock-options?sc_lang=en">OPTIONS CLASS LIST [Appendix 2D]</a> <a href="http://www.hkex.com.hk/products/listed-derivatives/single-stock/stock-options?sc_lang=en">http://www.hkex.com.hk/products/listed-derivatives/single-stock/stock-options?sc_lang=en</a></p> <p><a href="http://www.hkex.com.hk/-/media/hkex-market/services/rules-and-forms-and-fees/rules/sehk/stock-options/operational-trading-procedures-for-options-trading-exchange-participants-of-the-stock-exchange/appendix">FEES TABLE [Appendix 2B]</a> <a href="http://www.hkex.com.hk/-/media/hkex-market/services/rules-and-forms-and-fees/rules/sehk/stock-options/operational-trading-procedures-for-options-trading-exchange-participants-of-the-stock-exchange/appendix">http://www.hkex.com.hk/-/media/hkex-market/services/rules-and-forms-and-fees/rules/sehk/stock-options/operational-trading-procedures-for-options-trading-exchange-participants-of-the-stock-exchange/appendix</a></p>	<ul style="list-style-type: none"> <li>Trades conducted by market makers are eligible for reduced fees</li> <li>Percentage of transactions conducted by market makers and non-market makers may be different for different periods</li> <li>Clawbacks may be collected from market makers in case they do not fulfil their market-making obligations during the period</li> </ul>

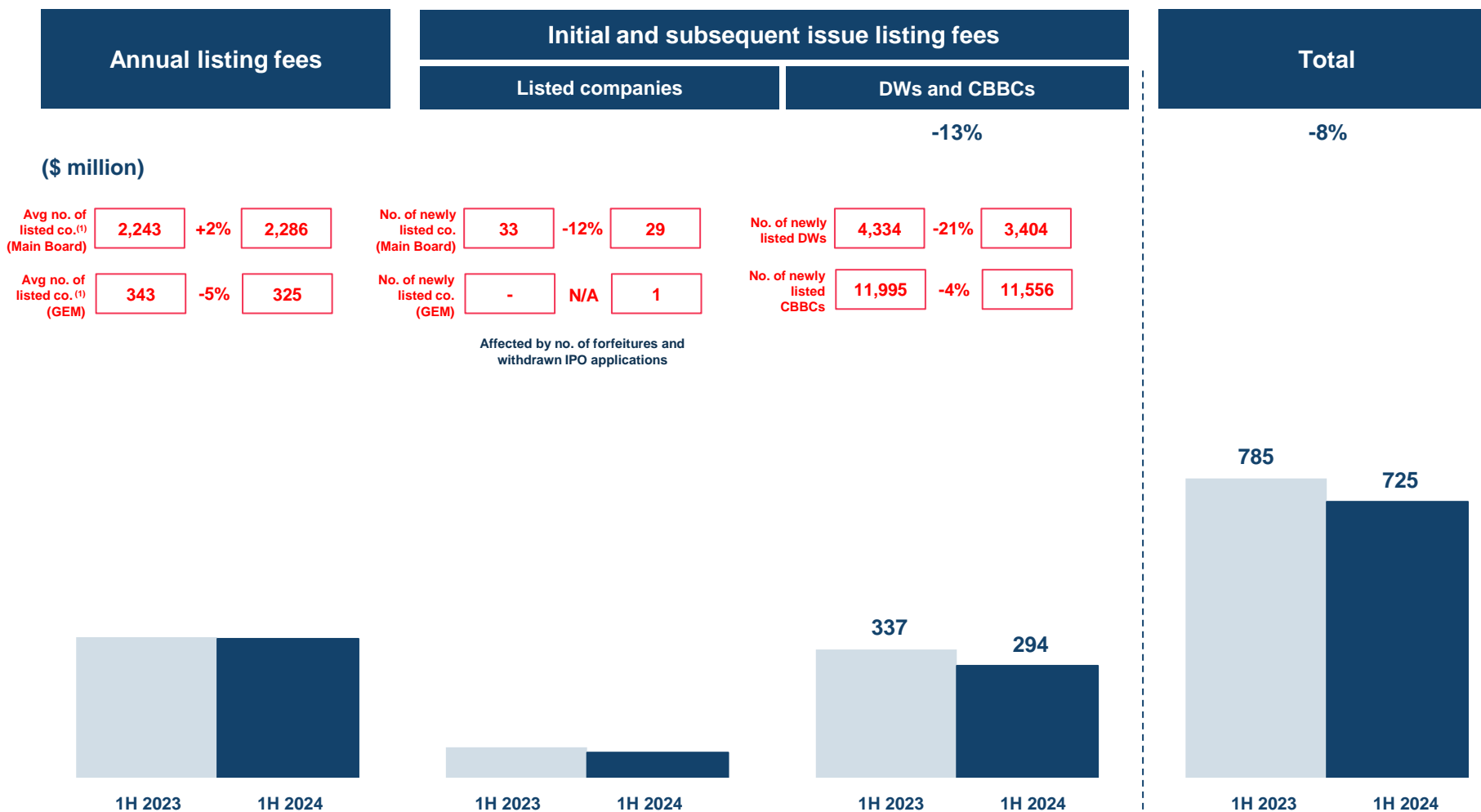


# Trading Fees – Commodities Market

Revenue Analysis			
Fee Type	Calculation basis	Useful links	Remarks
Base metals futures and options contracts traded on the LME	<p>Chargeable ADV of metals contracts x unit price x 2 sides x TDs(LME)</p> <p>+ Admin trades (UNA) ADV of metals contracts x US\$0.02 x 2 sides x TDs (LME)</p>	<p><i>Monthly Data Download: LME AVERAGE DAILY VOLUME [Appendix 3A]</i> <a href="https://www.hkexgroup.com/Investor-Relations/Business-Analysis?sc_lang=en">https://www.hkexgroup.com/Investor-Relations/Business-Analysis?sc_lang=en</a></p> <p><i>FEES TABLE [Appendix 3B]</i> <a href="https://www.lme.com/Trading/Access-the-market/Fees">https://www.lme.com/Trading/Access-the-market/Fees</a></p>	<p>Different fees per contract for different trade types (e.g. exchange trades, client trades etc.) and different products (short-dated carries, medium-dated carries, others), but proportion of trades charged at different rates per contract are not publicly disclosed.</p> <p>Certain incentives were offered to members to attract trading (e.g. new market participants rebates, transfer programme rebates, electronic volume programme etc.), and there was a fee cap for position transfer.</p> <p>Administrative trades are chargeable at US\$0.04 per contract.</p>




# Stock Exchange Listing Fees



1. Average number of listed companies represents the average number of listed companies at month end.  
 2. 1H results are presented for illustrative purpose. Please refer to Glossary for abbreviations.

# Annual Listing Fees



Main Board

GEM

No. of listed companies

Monthly Data Download: LISTED SECURITIES (MAIN BOARD AND GEM) [Appendix 4A]  
[https://www.hkexgroup.com/Investor-Relations/Business-Analysis?sc\\_lang=en](https://www.hkexgroup.com/Investor-Relations/Business-Analysis?sc_lang=en)

ANNUAL LISTING FEE RATES [Appendix 4B]  
[http://www.hkex.com.hk/listing/rules-and-guidance/other-resources/listed-issuers/continuing-obligations-and-annual-listing-fees/annual-listing-fees?sc\\_lang=en](http://www.hkex.com.hk/listing/rules-and-guidance/other-resources/listed-issuers/continuing-obligations-and-annual-listing-fees/annual-listing-fees?sc_lang=en)

## ANNUAL LISTING FEES

Effective Date: 03/03/2014

Listed companies are required to pay an annual listing fee which shall be calculated by reference to the nominal value of securities which are or are to be listed on the Exchange. This fee is payable in advance in one instalment.

### Main Board

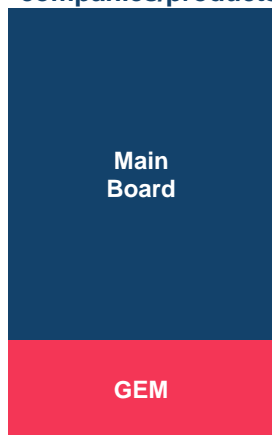
Nominal Value of Listed Equity Securities (HK\$ million)		Annual Listing Fee (HK\$)
Not exceeding :	200	145,000
	300	172,000
	400	198,000
	500	224,000
	750	290,000
	1,000	356,000
	1,500	449,000
	2,000	541,000
	2,500	634,000
	3,000	726,000
	4,000	898,000
	5,000	1,069,000
Over	5,000	1,188,000

Nominal Value of Listed Equity Securities (HK\$ million)		Annual Listing Fee (HK\$)
Not exceeding:	100	100,000
	2,000	150,000
Over	2,000	200,000



# Initial and Subsequent Listing Fees

No. of newly listed companies/products



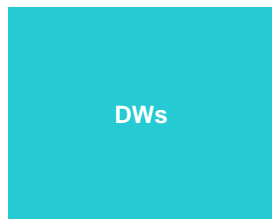
Fees received based on **no. of newly listed companies x respective fee rates** will be amortised to income statement over the periods the companies listed

Forfeitures and withdrawn IPOs continue to be recognised upon forfeitures and withdrawal

**INITIAL LISTING FEE RATES (MAIN BOARD) [Appendix 4B]**  
<https://en-rules.hkex.com.hk/rulebook/listing-fees-transaction-levies-new-issues-and-brokerage>

**INITIAL LISTING FEE RATES (GEM) [Appendix 4B]**  
<https://en-rules.hkex.com.hk/rulebook/listing-fees-transaction-levies-and-trading-fees-new-issues-and-brokerage>

Forfeitures also give rise to initial listing fees



Monthly Data Download: **NUMBER OF NEWLY LISTED SECURITIES (MAIN BOARD AND GEM) [Appendix 4C]**  
[https://www.hkexgroup.com/Investor-Relations/Business-Analysis?sc\\_lang=en](https://www.hkexgroup.com/Investor-Relations/Business-Analysis?sc_lang=en)



Monthly Data Download: **NUMBER OF NEWLY LISTED SECURITIES (MAIN BOARD AND GEM) [Appendix 4C]**  
[https://www.hkexgroup.com/Investor-Relations/Business-Analysis?sc\\_lang=en](https://www.hkexgroup.com/Investor-Relations/Business-Analysis?sc_lang=en)

**INITIAL LISTING FEES**

In the case of an issue of equity securities by a new applicant, an initial listing fee shall be payable on the application for listing based on the monetary value of the equity securities to be listed. The initial listing fee is payable at the same time as the submission of the listing application.

Main Board

Monetary Value of Equity Securities to be Listed (HK\$ million)		Initial Listing Fee (HK\$)
Not exceeding:	100	150,000
	200	175,000
	300	200,000
	400	225,000
	500	250,000
	750	300,000
	1,000	350,000
	1,500	400,000
GEM		∴

Monetary Value of Equity Securities to be Listed (HK\$ million)		Initial Listing Fee (HK\$)
Not exceeding:	100	100,000
	1,000	150,000
Over	1,000	200,000

**Fee for the first issue launched in any calendar year by an issuer over a particular index or other security: \$60,000**

**Fee for any subsequent issue launched in that same calendar year by that issuer over the same underlying index or other security: \$40,000 (majority)**

**Fee for the first issue launched in any calendar year by an issuer over a particular index or other security: \$18,000**

**Fee for any subsequent issue launched in that same calendar year by that issuer over the same underlying index or other security: \$12,000 (majority)**



# Stock Exchange Listing Fees

Revenue Analysis			
Fee Type	Calculation basis	Useful links	Remarks
Annual Listing Fees	No. of listed companies x respective fee rates	<p><i>Monthly Data Download: LISTED SECURITIES (MAIN BOARD AND GEM) [Appendix 4A]</i>  <a href="https://www.hkexgroup.com/Investor-Relations/Business-Analysis?sc_lang=en">https://www.hkexgroup.com/Investor-Relations/Business-Analysis?sc_lang=en</a></p> <p><i>ANNUAL LISTING FEE RATES [Appendix 4B]</i>  <a href="http://www.hkex.com.hk/listing/rules-and-guidance/other-resources/listed-issuers/continuing-obligations-and-annual-listing-fees/annual-listing-fees?sc_lang=en">http://www.hkex.com.hk/listing/rules-and-guidance/other-resources/listed-issuers/continuing-obligations-and-annual-listing-fees/annual-listing-fees?sc_lang=en</a></p>	N/A
Initial and Subsequent Issue Listing Fees – Listed Companies	Fees received based on no. of newly listed companies x respective fee rates will be amortised to income statement over the periods the companies listed	<p><i>Monthly Data Download: LISTED SECURITIES (MAIN BOARD AND GEM) [Appendix 4A]</i>  <a href="https://www.hkexgroup.com/Investor-Relations/Business-Analysis?sc_lang=en">https://www.hkexgroup.com/Investor-Relations/Business-Analysis?sc_lang=en</a></p> <p><i>INITIAL LISTING FEE RATES (MAIN BOARD) [Appendix 4B]</i>  <a href="https://en-rules.hkex.com.hk/rulebook/listing-fees-transaction-levies-new-issues-and-brokerage">https://en-rules.hkex.com.hk/rulebook/listing-fees-transaction-levies-new-issues-and-brokerage</a></p> <p><i>INITIAL LISTING FEE RATES (GEM) [Appendix 4B]</i>  <a href="https://en-rules.hkex.com.hk/rulebook/listing-fees-transaction-levies-and-trading-fees-new-issues-and-brokerage">https://en-rules.hkex.com.hk/rulebook/listing-fees-transaction-levies-and-trading-fees-new-issues-and-brokerage</a></p>	<p>Also affected by number of forfeitures and withdrawn IPO applications but not listed within 6 months of application</p> <p>In accordance with HKFRS 15, initial listing fees are considered as advance payments for future services, and recognised over the periods the companies listed.</p>

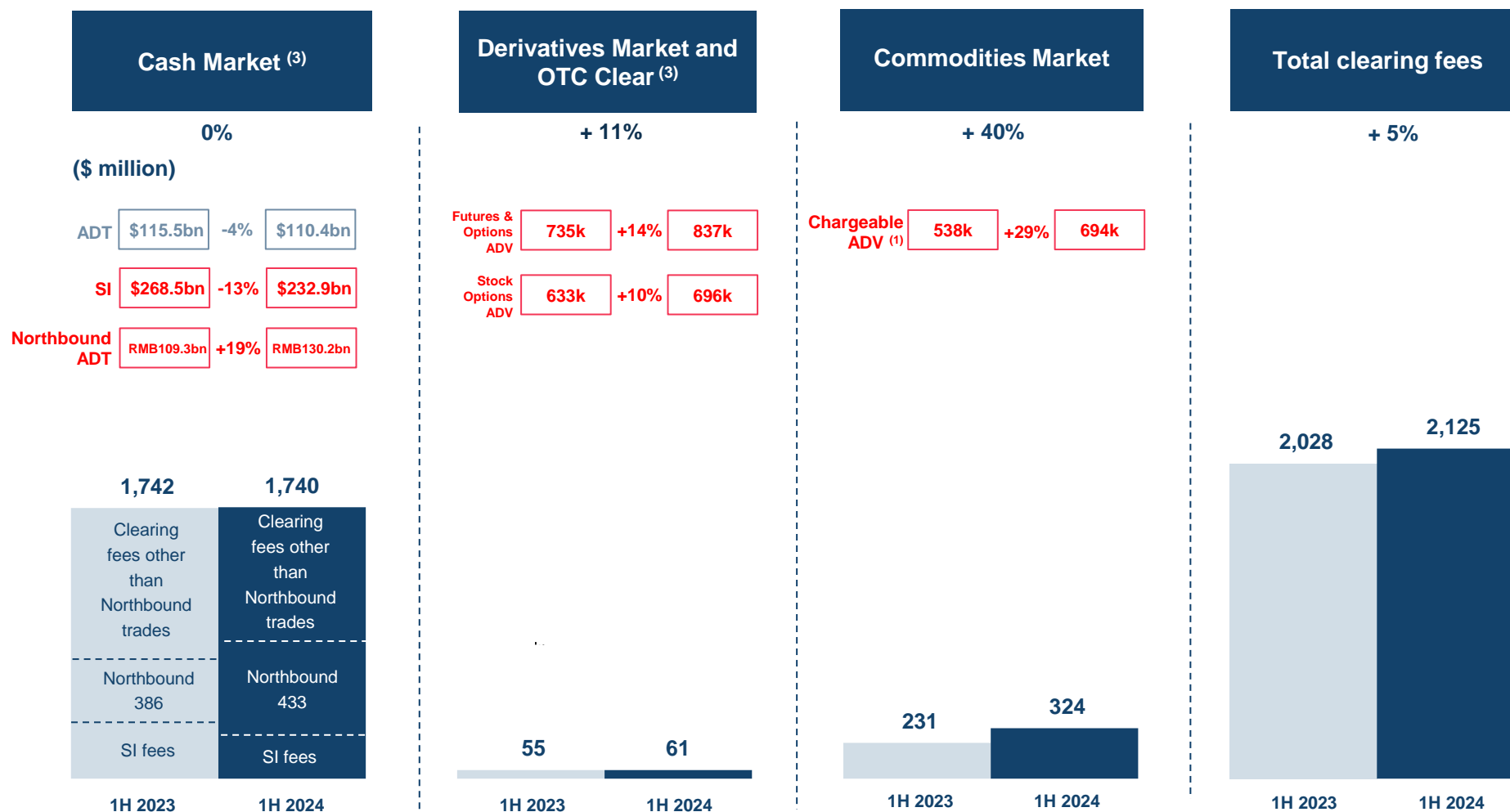


# Stock Exchange Listing Fees

Revenue Analysis			
Fee Type	Calculation basis	Useful links	Remarks
Initial and Subsequent Issue Listing Fees – DWs	(No. of newly listed DWs) x fee rate (majority is subsequent issues)	<p><i>Monthly Data Download: NUMBER OF NEWLY LISTED SECURITIES (MAIN BOARD AND GEM) [Appendix 4C]</i>  <a href="https://www.hkexgroup.com/Investor-Relations/Business-Analysis?sc_lang=en">https://www.hkexgroup.com/Investor-Relations/Business-Analysis?sc_lang=en</a></p> <p><i>LISTING FEE RATE [Appendix 4D]</i>  <a href="http://en-rules.hkex.com.hk/en/display/display_main.html?rbiid=4476&amp;element_id=3783">http://en-rules.hkex.com.hk/en/display/display_main.html?rbiid=4476&amp;element_id=3783</a></p>	<p>Fee for the first issue launched in any calendar year by an issuer over a particular index or other security: \$60,000</p> <p>Fee for any subsequent issue launched in that same calendar year by that issuer over the same underlying index or other security: \$40,000 (majority)</p>
Initial and Subsequent Issue Listing Fees – CBBCs	No. of newly listed CBBCs x fee rate (majority is subsequent issues)	<p><i>Monthly Data Download: NUMBER OF NEWLY LISTED SECURITIES (MAIN BOARD AND GEM) [Appendix 4C]</i>  <a href="https://www.hkexgroup.com/Investor-Relations/Business-Analysis?sc_lang=en">https://www.hkexgroup.com/Investor-Relations/Business-Analysis?sc_lang=en</a></p> <p><i>LISTING FEE RATE [Appendix 4D]</i>  <a href="http://en-rules.hkex.com.hk/en/display/display_main.html?rbiid=4476&amp;element_id=3783">http://en-rules.hkex.com.hk/en/display/display_main.html?rbiid=4476&amp;element_id=3783</a></p>	<p>Fee for the first issue launched in any calendar year by an issuer over a particular index or other security: \$18,000</p> <p>Fee for any subsequent issue launched in that same calendar year by that issuer over the same underlying index or other security: \$12,000 (majority)</p>



# Clearing and Settlement Fees



1. Chargeable ADV excludes Admin Trades and other non-chargeable trades.

2. 1H results are presented for illustrative purpose. Please refer to Glossary for abbreviations.

3. Clearing and SI fees disclosed under Cash Segment in 2024 Interim Report were \$1,589m (1H 2023: \$1,562m);

Clearing and SI fees disclosed under Derivatives Segment in 2024 Interim Report were \$212m (1H 2023: \$235m);

Clearing fees for futures, options and OTC Clear contracts were not separately disclosed in Interim Report, but were disclosed in Annual Report (FY2023: \$122 million; FY2022: \$110 million). Assume such fees do not change materially for the purpose of this analysis and amounted to \$61m in 1H 2024 (1H 2023: \$55m);

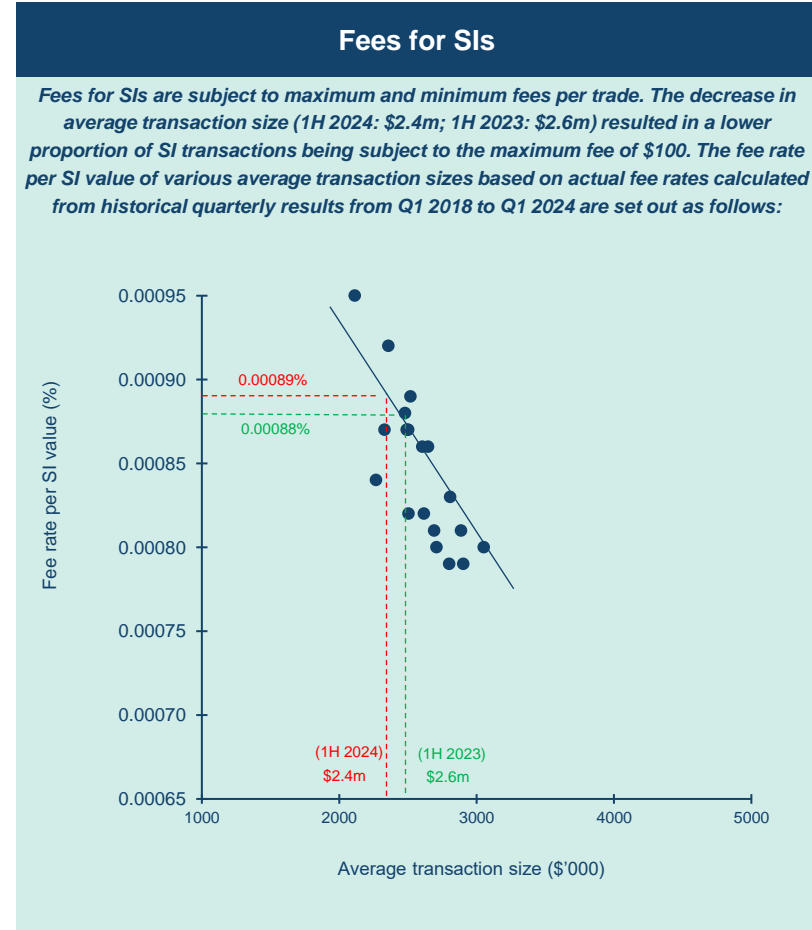
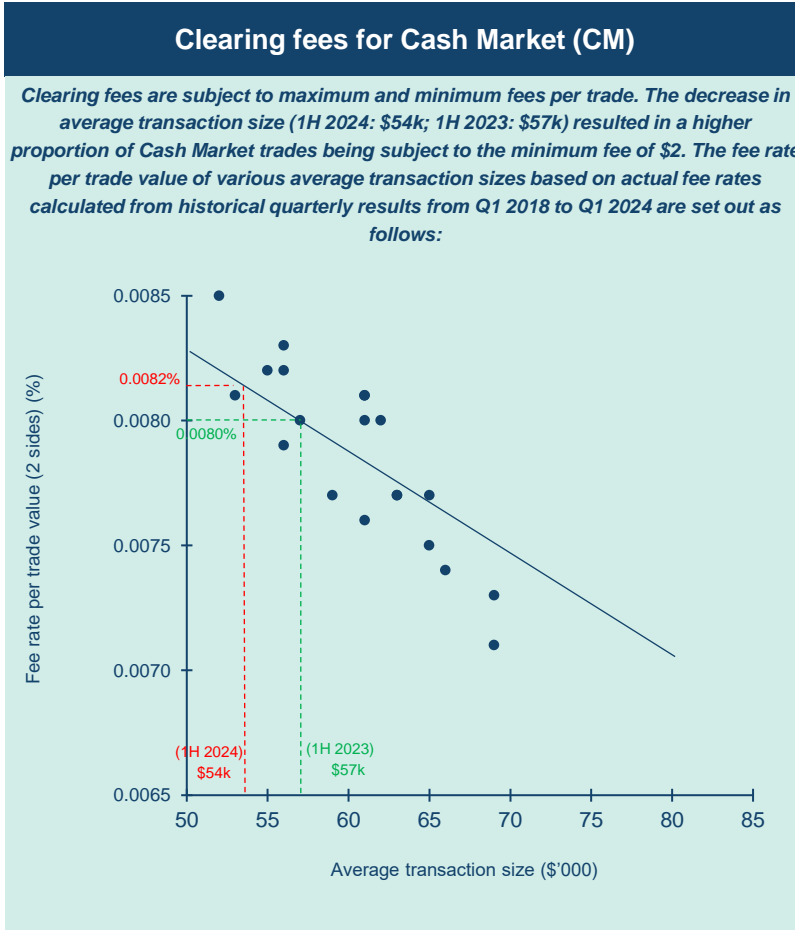
Thus, Clearing and SI fees under Cash Market was estimated as \$1,589m + \$212m - \$61m = \$1,740m in 1H 2024 (1H 2023: \$1,562m + \$235m - \$55m = \$1,742m).





# Clearing and Settlement fees – Cash Market

## Impact of transaction sizes of the trades / SIs



**In general, if the average transaction size decreases, it will have a positive impact on the clearing fees and vice versa**



# Clearing and Settlement Fees – Cash Market

Revenue Analysis			
Fee Type	Calculation basis	Useful links	Remarks
Exchange-traded transactions	$ADT \times TDs(HK)$ (excluding $ADT(SB^{(1)}) / 2 \times TDs(SB)$ ) $\times 0.002\% \times 2$ sides	<p><i>Monthly Data Download: SECURITIES MARKET TURNOVER (MAIN BOARD AND GEM) [Appendix 1A]</i>  <a href="https://www.hkexgroup.com/Investor-Relations/Business-Analysis?sc_lang=en">https://www.hkexgroup.com/Investor-Relations/Business-Analysis?sc_lang=en</a></p> <p><i>Monthly Data Download: STOCK CONNECT SUMMARY [Appendix 1C]</i>  <a href="https://www.hkexgroup.com/Investor-Relations/Business-Analysis?sc_lang=en">https://www.hkexgroup.com/Investor-Relations/Business-Analysis?sc_lang=en</a></p>	Clearing fees are subject to maximum and minimum fees per trade but the proportion may be different for different periods
Settlement instructions (SIs)	Average daily value of SIs $\times 0.002\%$ $\times$ TDs(HK)	<p><i>Monthly Data Download: CLEARING AND SETTLEMENT [Appendix 5A]</i>  <a href="https://www.hkexgroup.com/Investor-Relations/Business-Analysis?sc_lang=en">https://www.hkexgroup.com/Investor-Relations/Business-Analysis?sc_lang=en</a></p>	SI fees are also subject to maximum and minimum fees, and majority of the SIs will be subject to maximum fees. The percentage may be different for different periods
Stock Connect SB	$ADT(SB^{(1)}) \times 0.002\% \times TDs(SB) / 2$	<p><i>Monthly Data Download: STOCK CONNECT SUMMARY [Appendix 1C]</i>  <a href="https://www.hkexgroup.com/Investor-Relations/Business-Analysis?sc_lang=en">https://www.hkexgroup.com/Investor-Relations/Business-Analysis?sc_lang=en</a></p>	<p>Clearing fees are subject to maximum and minimum fees per trade but the proportion may be different for different periods.</p> <p>The fee is subject to China VAT</p>
Stock Connect NB	$ADT(NB^{(1)})$ (excluding ETP) $\times 0.001\%$ $\times$ TDs(NB) / 2 + $ADT(NB^{(1)}) \times 0.002\% \times TDs(NB)$	<p><i>Monthly Data Download: STOCK CONNECT SUMMARY [Appendix 1C]</i>  <a href="https://www.hkexgroup.com/Investor-Relations/Business-Analysis?sc_lang=en">https://www.hkexgroup.com/Investor-Relations/Business-Analysis?sc_lang=en</a></p>	NB ETP transfer fee was waived by ChinaClear, but a clearing fee of 0.002% of consideration of the ETP trade was charged by HKEX



1. ADT (buy + sell trades) for respective SH-Connect and SZ-Connect  
 2. Please refer to Glossary for abbreviations. Please refer to the latest published fee rates on the HKEX website as they may be changed from time to time.

# Clearing and Settlement Fees- Commodities Market

Revenue Analysis			
Fee Type	Calculation basis	Useful links	Remarks
Base metals futures and options contracts cleared through LME Clear	<p>Chargeable ADV of metals contracts x unit price x 2 sides x TDs(LME)</p> <p>+</p> <p>Admin trades (UNA) ADV of metals contracts x \$0.01 x 2 sides x TDs (LME)</p>	<p><i>Monthly Data Download: LME AVERAGE DAILY VOLUME [Appendix 3A]</i>  <a href="https://www.hkexgroup.com/Investor-Relations/Business-Analysis?sc_lang=en">https://www.hkexgroup.com/Investor-Relations/Business-Analysis?sc_lang=en</a></p> <p><i>FEES TABLE [Appendix 3B]</i>  <a href="https://www.lme.com/Trading/Access-the-market/Fees">https://www.lme.com/Trading/Access-the-market/Fees</a></p>	<p>Different fees per contract for different trade types (e.g. exchange trades, client trades etc.) and different products (short-dated carries, medium-dated carries, others), but proportion of trades charged at different rates per contract are not publicly disclosed.</p> <p>Certain incentives were offered to members to attract trading (e.g. new market participants rebates, transfer programme rebates, electronic volume programme etc.) and there was a fee cap for position transfer.</p> <p>Administrative trades are chargeable at US\$0.02 per contract.</p>



# Depository, custody and nominee services fees, Market data fees, and Other revenue

Revenue Analysis	
Fee Type	Remarks
Depository, custody and nominee services fees	<p>The fees mainly comprise scrip fees, portfolios fees from Stock Connect, electronic IPO fees, corporate action fees, stock custody fees, dividend collection fees and stock withdrawal fees.</p> <p>In general, the fees would increase in a bull market and growing economy. They do not move linearly with changes in ADT.</p> <p>Scrip fees are chargeable on the net increase in individual participant's aggregate holdings of securities between book closing dates and are unusually large on the first book closing date after a new listing. These fees are subject to seasonal fluctuations – Q1 being the lowest and Q2 the highest, as more companies have their book close in Q2 due to dividend payment.</p> <p>Portfolio fees from Stock Connect are charged based on HK Stock portfolio value held by ChinaClear and A-share portfolio value held by HKSCC Participants.</p> <p>Electronic IPO fees are chargeable on the number of eIPO application instructions (irrespective of successful allotment or not).</p>
Market data fees	<p>Market data fees include both fixed (e.g. license fees) and variable fees (e.g. subscriber fees).</p> <p>They do not move linearly with changes in ADT and there is limited movement year-on-year.</p>
Other revenue	<p>It mainly includes network, terminal user, dataline and software sub-license fees (including sales of additional throttles), commodities stock levies and warehouse listing fees, hosting services fees, participants' subscription and application fees, accommodation income, direct IPO allotment fees, sale of trading rights, Financial OTC Booking Fee of LME, and BayConnect sales and service revenue.</p> <p>They do not move linearly with changes in ADT.</p>



# Appendix

## 1A – SECURITIES MARKET TURNOVER (MAIN BOARD AND GEM)

<b>SECURITIES MARKET TURNOVER (MAIN BOARD AND GEM)</b>	<b>Apr 2024</b>	<b>May 2024</b>	<b>Jun 2024</b>	<b>Jul 2024</b>
Monthly turnover (\$Mil.) *	2,245,692	2,936,129	2,113,717	2,169,719
Average daily turnover by value (\$Mil.) *	112,285	139,816	111,248	98,624
No. of trading days	20	21	19	22



# Appendix

## 1B – FUND RAISED AMOUNT BY TYPES (MAIN BOARD AND GEM)

<b>FUND RAISED AMOUNT BY TYPES (MAIN BOARD)</b>				
<b>(\$Mil)</b>	<b>Apr 2024</b>	<b>May 2024</b>	<b>Jun 2024</b>	<b>Jul 2024</b>
Equities - IPO Total*	3,082	1,717	3,696	4,507
Equities - Placing*	3,640	5,616	12,145	1,242
Equities - Rights issue*	160	137	158	9,345
Equities - Others*	1,727	1,924	1,617	639
Debt securities	44,653	37,728	109,873	125,875
Derivative warrents - premium	8,773	12,671	6,198	8,947
Callable bull/bear contracts - premium	67,429	90,409	60,563	70,307
Others	0	0	0	0
Total	129,463	150,201	194,249	220,861
* Provisional figures for latest month				
<b>FUND RAISED AMOUNT BY TYPES (GEM)</b>				
<b>(\$Mil)</b>	<b>Apr 2024</b>	<b>May 2024</b>	<b>Jun 2024</b>	<b>Jul 2024</b>
Equities - IPO Total*	0	0	69	65
Equities - Placing*	188	60	52	12
Equities - Rights issue*	0	0	33	187
Equities - Others*	1	2	0	12
Equity warrents - premium	0	0	0	0
Total	190	62	153	276
* Provisional figures for latest month				



# Appendix

## 1C – STOCK CONNECT SUMMARY

<b>STOCK CONNECT SUMMARY</b>	<b>Apr 2024</b>	<b>May 2024</b>	<b>Jun 2024</b>	<b>Jul 2024</b>
Total Northbound average daily turnover by value (RMB Mil) (For ETF and Stocks)	138,223	124,763	118,869	109,125
Total Southbound average daily turnover by value (\$ Mil) (For ETF and Stocks)	38,131	55,695	38,512	33,661
Northbound average daily turnover by value (RMB Mil) (ETF Only)	1,034	1,125	1,133	1,293
Southbound average daily turnover by value (\$ Mil) (ETF Only)	977	1,856	1,044	1,802
Northbound average daily turnover by value (RMB Mil) (Stocks Only)	137,189	123,638	117,736	107,832
Southbound average daily turnover by value (\$ Mil) (Stocks Only)	37,154	53,839	37,468	31,859
No. of Northbound trading days	19	19	19	22
No. of Southbound trading days	19	19	19	22

ADT for Stock Connect includes buy and sell trades



# Appendix

## 1D – AVERAGE DAILY TURNOVER BY TYPE OF SECURITIES (MAIN BOARD AND GEM)

<b>AVERAGE DAILY TURNOVER BY TYPE OF SECURITIES (MAIN BOARD AND GEM)</b>				
<b>(\$Mil)</b>	<b>Apr 2024</b>	<b>May 2024</b>	<b>Jun 2024</b>	<b>Jul 2024</b>
Equities	87,564.54	111,120.36	86,241.89	73,649.37
Derivative Warrants	4,214.68	4,516.56	4,322.72	4,518.15
CBBCs	4,803.02	5,632.48	5,877.94	6,068.47
Inline warrants	0.00	0.00	0.00	0.00
Exchange Traded Funds (ETFs)	12,220.03	15,079.98	11,993.78	11,677.22
Leveraged and Inverse Products (L&I)	2,566.53	2,645.89	1,942.19	1,688.82
REITs	389.03	439.64	303.96	314.53
Others	526.76	380.75	565.78	707.06
Total	112,284.60	139,815.66	111,248.27	98,623.61





# Appendix

## 2A – DERIVATIVES MARKET TURNOVER

<b>DERIVATIVES MARKET TURNOVER</b>				
<b>Average daily volume (contracts)</b>	<b>Apr 2024</b>	<b>May 2024</b>	<b>Jun 2024</b>	<b>Jul 2024</b>
<b>Total Futures</b>	<b>682,720</b>	<b>686,252</b>	<b>625,263</b>	<b>593,832</b>
Hang Seng Index Futures	150,817	141,952	132,379	121,351
Mini Hang Seng Index Futures	93,517	95,932	89,029	83,722
HSI (Gross Total Return Index) Futures	0	0	0	0
HSI (Net Total Return Index) Futures	0	0	0	0
Hang Seng China Enterprises Index Futures	190,077	201,305	182,001	167,357
Mini-Hang Seng China Enterprises Index Futures	9,537	9,299	8,155	7,497
HSCEI (Gross Total Return Index) Futures	0	0	0	0
HSCEI (Net Total Return Index) Futures	0	0	0	0
HSI Dividend Point Index Futures	65	81	99	16
HSCEI Dividend Point Index Futures	2,555	2,570	516	1,719
HSI Volatility Index Futures	0	0	0	0
Hang Seng TECH Index Futures	119,877	115,168	93,988	89,289
MSCI AC Asia ex Japan NTR Index Futures	5	12	1,021	1,006
MSCI Australia Net Total Return (USD) Index Futures	0	0	0	0
MSCI China A 50 Connect (USD) Index Futures	15,029	13,452	10,453	9,412
MSCI China (USD) Index Futures	0	0	0	0
MSCI China Net Total Return (USD) Index Futures	696	1,256	3,072	692
MSCI EM Asia ex China Net Total Return (USD) Index Futures	0	0	0	0
MSCI EM Asia ex Korea Net Total Return (USD) Index Futures	0	0	0	0
MSCI EM Asia Net Total Return (USD) Index Futures	3	8	478	171
MSCI EM EMEA Net Total Return (USD) Index Futures	0	0	0	0
MSCI EM ex China Net Total Return (USD) Index Futures	0	0	0	0
MSCI EM ex Korea Net Total Return (USD) Index Futures	0	0	0	0
MSCI EM LatAm Net Total Return (USD) Index Futures	0	0	0	0
MSCI Emerging Markets (USD) Index Futures	0	0	0	0

⋮



# Appendix

## 2B – FEES TABLE

### APPENDIX B - FEES

Description		Amount <sup>1</sup>
<i>Exchange trading fees</i>		
HSI Futures	House/Client a/c	10.00/Lot
	MM in HSI Options, Mini-HSI Options, Weekly HSI Options or HSIF Options <sup>2</sup>	3.50/Lot or such lesser amount as the Exchange may from time to time agree with the relevant Exchange Participant
HSI Options	House/Client a/c	10.00/Lot
	MM a/c MM in Mini-HSI Options, Weekly HSI Options or HSIF Options <sup>2</sup>	2.00/Lot 3.50/Lot or such lesser amount as the Exchange may from time to time agree with the relevant Exchange Participant
Weekly HSI Options	House/Client a/c	10.00/Lot
	MM a/c MM in HSI Options, Mini-HSI Options or HSIF Options <sup>2</sup>	2.00/Lot 3.50/Lot or such lesser amount as the Exchange may from time to time agree with the relevant Exchange Participant
Mini-HSI Futures	House/Client a/c	3.50/Lot
	MM in HSI Options, Mini-HSI Options, Weekly HSI Options or HSIF Options <sup>2</sup>	1.00/Lot or such lesser amount as the Exchange may from time to time agree with the relevant Exchange Participant
Mini-HSI Options	House/Client a/c	2.00/Lot
	MM a/c MM in HSI Options, Weekly HSI Options or HSIF Options <sup>2</sup>	0.40/Lot 0.70/Lot or such lesser amount as the Exchange may from time to time agree with the relevant Exchange Participant

### OPERATIONAL TRADING PROCEDURES APPENDIX A

### APPENDIX A: FEES & COSTS PAYABLE TO THE EXCHANGE

A1 [Repealed]

#### A2 Training Fees

Training Fees	Amount
Course fee (Part I) - Exchange Participant	HK\$300
Course fee (Part II) - Exchange Participant	HK\$300
Course fee (Part I) - non-Exchange Participant	HK\$300
Course fee (Part II) - non-Exchange Participant	HK\$300

#### A3 Trading Expenses

For HK\$-denominated option classes

Fee Type	Charge Scale
Trading Tariff	
a. Contract Premium > Tick Size*	
(I) For Tier 1 Stocks	
Non-Market Maker	HK\$3 per contract side
Regular Market Maker	
1. which has responded to 70 percent or more of quote requests in a month	HK\$1.50 per contract side
2. which has responded to less than 70 percent of quote requests in a month	HK\$3 per contract side
3. which has provided continuous quotes on the required number of option series for 70 percent or more of the trading hours in a month	HK\$1.50 per contract side
4. which has provided continuous quotes on the required number of option series for less than 70 percent of the trading hours in a month	HK\$3 per contract side



# Appendix

## 2C – TRADING OF STOCK OPTIONS BY CLASS

### TRADING OF STOCK OPTIONS BY CLASS

Jul 2024

Class	Volume			Open Interest		
	Call	Put	Total	Call	Put	Total
AAC Technologies Holdings Inc.	18,968	13,055	32,023	9,520	8,549	18,069
Agricultural Bank of China Ltd. (\$0.001)	10,591	15,008	25,599	9,606	14,828	24,434
AIA Group Limited	91,098	90,146	181,244	66,609	70,590	137,199
Air China Ltd.	52,220	30,186	82,406	32,487	25,744	58,231
Alibaba Group Holding Ltd.	421,191	405,957	827,148	366,914	414,786	781,700
Alibaba Health Information Technology Ltd.	14,322	9,487	23,809	9,817	9,618	19,435
Aluminum Corporation of China Ltd.	11,394	9,699	21,093	5,703	6,451	12,154
Anhui Conch Cement Company Limited	9,098	5,943	15,041	9,455	7,926	17,381
ANTA Sports Products Ltd.	56,334	44,594	100,928	35,802	46,009	81,811
Bank of China Ltd. (\$0.001)	165,086	214,535	379,621	184,312	336,962	521,274
Bank of Communications Co., Ltd.	5,009	7,020	12,029	4,748	7,837	12,585
The Bank of East Asia Ltd.	1,368	1,618	2,986	1,888	33,005	34,893
Baidu, Inc.	340,402	266,858	607,260	182,804	256,769	439,573



⋮

# Appendix

## 2D – OPTIONS CLASS LIST

### STOCK OPTIONS

The List of Stock Option Classes Available for Trading

a) Stock Option Classes with Contract Size More Than One Underlying Board Lot Shares

Effective Date: 23 February 2024

No.	SEHK Code	Underlying Stock Name	HKATS Code	Contract Size (shares)	Number of Board Lots	Tier No.†	Position Limit ## (Effective from 1 April 2024)	Approved by FSC Taiwan
1	16	Sun Hung Kai Properties Limited	SHK	1,000	2	1	50,000	✓
2	20	SenseTime Group Inc.	SET	20,000	20	1	50,000	
3	175	Geely Automobile Holdings Ltd.	GAH	5,000	5	1	50,000	✓
4	268	Kingdee International Software Group Co., Ltd.	KDS	2,000	2	2	50,000	
5	285	BYD Electronic International Company Limited	BYE	1,000	2	1	50,000	
6	288	WH Group Ltd.	WHG	2,500	5	2	50,000	
7	688	China Overseas Land & Investment Limited	COL	2,000	4	1	50,000	✓
8	788	China Tower Corporation Limited	XTW	10,000	5	3	50,000	



# Appendix

## 3A – LME AVERAGE DAILY VOLUME

<b>LME AVERAGE DAILY VOLUME</b>				
<b>('000 contracts)</b>	<b>Apr 2024</b>	<b>May 2024</b>	<b>Jun 2024</b>	<b>Jul 2024</b>
LME chargeable average daily volume*	811	737	639	648
Chargeable Admin trade*	46	36	34	36
Total average daily volume*	857	772	673	684

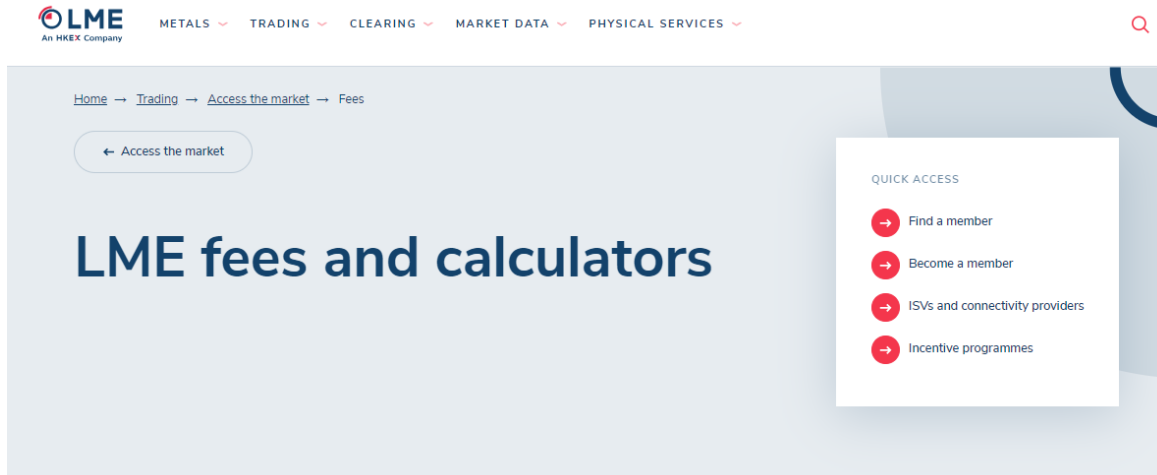
\* No public data prior to Feb 2022



# Appendix

## 3B – FEES TABLE – CONTRACTS TRADED ON THE LME

### Trading and clearing fees



### LME Group Fees and Charges

The LME Group Fees and Charges document includes all transaction fees, subscription and facilitation fees, market data fees, LME Clear post-trade service charges, connectivity charges and all other LME charges.

[Download LME Group Fees and Charges \(PDF\)](#)

LME Group Fees and Charges as at 1 May 2024

#### 1 Transaction fees<sup>1,2,3,4,5</sup>

##### 1.1 Physically settled base metals and derived products

Futures <sup>6</sup> , carries, traded options and TAPOS (per leg per side per lot)		Fees (USD)		
Contract type	Category	Trading	Clearing <sup>7</sup>	Total
Exchange	Ring / Kerb / Basis	0.27	0.27	0.54
	Trade at Settlement	0.31	0.31	0.62
	Non-Ring	0.81	0.31	1.12
	Short-dated carries <sup>8</sup> – Ring & Kerb	0.05	0.11	0.16



# Appendix

## 4A – LISTED SECURITIES (MAIN BOARD AND GEM)

<b>LISTED SECURITIES (MAIN BOARD AND GEM)</b>				
<b>Month-end figures</b>	<b>Apr 2024</b>	<b>May 2024</b>	<b>Jun 2024</b>	<b>Jul 2024</b>
No. of listed companies (Main Board)	2,283	2,287	2,293	2,300
No. of listed companies (GEM)	323	323	324	324
Total market capitalisation (\$Bil.)	32,089.0	32,894.0	32,136.0	31,132.7
No. of newly listed companies (Main Board)*	3	6	8	9
No. of newly listed companies (GEM)	0	0	1	1
No. of listed securities	12,759	13,635	13,346	13,330
No. of SPAC shares	5	5	5	5
No. of equity warrants (excluding SPAC warrants)	2	1	1	1
No. of SPAC warrants	5	5	5	5
No. of derivatives warrants	4,876	5,312	4,919	4,896
No. of inline warrants	0	0	0	0
No. of CBBCs	3,467	3,909	4,009	4,019
No. of unit trusts (include ETPs and REITs)	198	200	204	202
No. of debt securities	1,600	1,593	1,587	1,579
* Includes the number of transfer of listings from GEM to Main Board				



# Appendix

## 4B – INITIAL AND ANNUAL LISTING FEE RATES

HKEX - Listing Regulations / Listed Issuers / Issuers' Continuing Obligations & Annual Listing Fees / Annual Listing Fees

# Annual Listing Fees

**Listed Issuers**

Issuers' Continuing Obligations & Annual Listing Fees

Continuing Obligations

**Annual Listing Fees**

Guides on the Exchange's Practices and Procedures for Handling Listing-related Matters

e-Learning

### ANNUAL LISTING FEES

Effective Date: 03/03/2014

Listed companies are required to pay an annual listing fee which shall be calculated by reference to the nominal value of the securities which are or are to be listed on the Exchange. This fee is payable in advance in one instalment.

**Main Board**

Nominal Value of Listed Equity Securities (HK\$ million)		Annual Listing Fee (HK\$)
Not exceeding :	200	145,000
	300	172,000
	400	198,000
	500	224,000

**GEM**

Nominal Value of Listed Equity Securities (HK\$ million)		Annual Listing Fee (HK\$)
Not exceeding:	100	100,000
	2,000	150,000
Over	2,000	200,000





# Appendix

## 4B – INITIAL AND ANNUAL LISTING FEE RATES (con't)



### Listing Rules And Guidance: Contents

- ▼ Rules And Guidance
  - ▼ LISTING RULES
    - ▶ MAIN BOARD LISTING RULES
    - ▶ GEM LISTING RULES
    - ▶ REGULATORY FORMS
  - ▼ FEES RULES
    - MAIN BOARD FEES RULES
    - GEM FEES RULES
  - ▶ AMENDMENTS TO MAIN BOARD LISTING RULES
  - ▶ AMENDMENTS TO GEM LISTING RULES
  - ▶ INTERPRETATION AND GUIDANCE

The HKEX Rules, Interpretation and Guidance are maintained by Thomson Reuters's Governance, Risk and Compliance to organise the materials for greater accessibility. Hyperlinked cross references are now available in the HTML versions.

In the case of discrepancies between HTML and PDF versions of the HKEX Rules, Interpretation and Guidance, the PDF version prevails.

Entire Section Custom Print Search

[Home](#) » [Listing](#) » [Rules and Guidance](#) » [Listing Rules](#) » [Fees Rules](#) » [Main Board Fees Rules](#)

[← Fees Rules](#)

[GEM Fees Rules →](#)

### Main Board Fees Rules

 Versions  
(8 versions)

 [View Current PDF](#)

#### 1. Initial Listing Fee

- (1) In the case of an issue of equity securities by a new applicant, other than units in a unit trust, redeemable shares in a mutual fund, or an issue of securities by an open-ended investment company or other collective investment scheme, an initial listing fee shall be payable on the application for listing as follows:

<u>Monetary value of the equity securities to be listed</u>	<u>Initial listing fee</u>
(HK\$M)	(HK\$)
Not exceeding 100	150,000
200	175,000



# Appendix

## 4B – INITIAL AND ANNUAL LISTING FEE RATES (con't)



### Listing Rules And Guidance: Contents

- ▼ Rules And Guidance
  - ▼ LISTING RULES
    - ▶ MAIN BOARD LISTING RULES
    - ▶ GEM LISTING RULES
    - ▶ REGULATORY FORMS
  - ▼ FEES RULES
    - MAIN BOARD FEES RULES
    - GEM FEES RULES
  - ▶ AMENDMENTS TO MAIN BOARD LISTING RULES
  - ▶ AMENDMENTS TO GEM LISTING RULES
  - ▶ INTERPRETATION AND GUIDANCE

The HKEX Rules, Interpretation and Guidance are maintained by Thomson Reuters Governance, Risk and Compliance to organise the materials for greater accessibility. Hyperlinked cross references are now available in the HTML versions.

In the case of discrepancies between HTML and PDF versions of the HKEX Rules, Interpretation and Guidance, the PDF version prevails.

Entire Section      Custom Print      Search

Home » Listing » Rules and Guidance » Listing Rules » Fees Rules » GEM Fees Rules

◀ Main Board Fees Rules

Amendments to Main Board Listing Rules ▶

### GEM Fees Rules

Versions  
(7 versions)

View Current PDF

#### 1. Equity Securities

(1) [Initial Listing Fee](#)

- (a) In the case of an issue of equity securities by a new applicant, an initial listing fee shall be payable on the application for listing as follows:

Monetary value of the equity securities to be listed (see sub-paragraph (c) below)		Initial listing fee
	(HK\$M)	(HK\$)
Not exceeding	100	100,000



# Appendix

## 4C – NUMBER OF NEWLY LISTED SECURITIES (MAIN BOARD AND GEM)

### NUMBER OF NEWLY LISTED SECURITIES (MAIN BOARD AND GEM)

	Apr 2024	May 2024	Jun 2024	Jul 2024
Derivatives warrants	599	768	415	597
CBBCs	1,764	2,406	1,504	1,736
Unit trusts	7	2	4	6
Debt securities	17	18	38	33



# Appendix

## 4D – Initial and Subsequent Listing Fees – DWs and CBBCs

### Appendix 8 Listing Fees, Transaction Levies on New Issues and Brokerage

 [View Current PDF](#)

(4) (a) The listing fee for an issue of structured products is normally payable in one single lump sum upon the application of the listing of such structured product. The Exchange and/or HKEC may operate discount or rebate schemes for fees in respect of structured products or types of structured product. In such cases the Exchange may permit the fee to be paid net of such discounts or rebate.

(b) In the case of an issue of structured products, except equity linked instruments and callable bull/bear contracts, the listing fees payable in one single lump sum upon the application of the listing of such structured product shall be HK\$60,000 (the "Basic Fee") for the first issue launched in any calendar year by an issuer over a particular security, index, currency or other asset and HK\$40,000 (the "Reduced Fee") for any subsequent issues launched in that same calendar year by that issuer over the same underlying security, index, currency or other asset. The fee for baskets shall be HK\$60,000 for each issue and each subsequent issue.

(c) In the case of an issue of equity linked instruments the listing fee, payable in one lump sum upon the application of the listing of such equity linked instrument, shall be:

- (i) HK\$5,000 if the market capitalisation is equal to HK\$10 million;
- (ii) HK\$10,000 if the market capitalisation is greater than HK\$10 million and up to or equal to HK\$50 million; and
- (iii) HK\$15,000 if the market capitalisation is greater than HK\$50 million.

for the first issue launched in any calendar year by an issuer over a particular security, index, currency or other asset. For any subsequent issues launched in that same calendar year by that issuer over the same underlying security, index, currency or other asset, the listing fee, payable in one lump sum upon the application of the of the listing of such equity linked instrument, shall be:

- (1) HK\$3,000 if the market capitalisation is equal to HK\$10 million;
- (2) HK\$6,000 if the market capitalisation is greater than HK\$10 million and up to or equal to HK\$50 million; and
- (3) HK\$9,000 if the market capitalisation is greater than HK\$50 million.

The fee for basket equity linked instruments, payable in one lump sum upon the application of the of the listing of such equity linked instrument, shall be:

- (I) HK\$5,000 if the market capitalisation is equal to HK\$10 million;
- (II) HK\$10,000 if the market capitalisation is greater than HK\$10 million and up to or equal to HK\$50 million; and
- (III) HK\$15,000 if the market capitalisation is greater than HK\$50 million.

(d) In the case of an issue of callable bull/bear contracts the listing fees payable in one single lump sum upon the application of the listing of such structured product shall be 30% of the Basic Fee above for the first issue launched in any calendar year by an issuer over a particular security, index, currency or other asset and 30% of the Reduced Fee above for any subsequent issues launched in that same calendar year by that issuer over the same underlying security, index, currency or other asset. The fee for baskets shall be 30% of the Basic Fee above for each issue and each subsequent issue. In all cases the listing fee shall be rounded upwards to the nearest HK\$100.



# Appendix

## 5A – CLEARING AND SETTLEMENT

### CLEARING AND SETTLEMENT

<b>CCASS Statistics (securities market)</b>	<b>Apr 2024</b>	<b>May 2024</b>	<b>Jun 2024</b>	<b>Jul 2024</b>
Average daily number of exchange trades settled by CCASS	2,075,627	2,410,651	1,991,827	1,815,681
Average daily number of settlement instructions ("SIs") settled by CCASS	98,792	105,437	99,882	91,178
Average daily number of investor SIs ("ISIs") settled by CCASS	151	184	145	121
Average daily settlement efficiency of CNS stock positions on due day (T+2)	99.93	99.94	99.89	99.93
Average daily value of SIs settled by CCASS (\$ Mil)	230,501.90	279,322.61	306,182.46	275,599.51
Shares deposited in the CCASS depository				
– % of total issued shares	74.42	74.67	74.62	74.54
– % of the total market capitalisation	62.34	62.74	62.58	62.25



# Glossary

Term	Definition
ADT	Average Daily Turnover
ADV	Average Daily Volume (in number of contracts/lots)
CBBCs	Callable Bull / Bear Contracts
DWs	Derivative Warrants
ETPs	Exchange Traded Products (including Exchange Traded Funds (ETFs) and Leveraged and Inverse Products (L&I Products))
HKEX	Hong Kong Exchanges and Clearing Limited
HKFE	Hong Kong Futures Exchange Limited
HKFRS	Hong Kong Financial Reporting Standard
LME	The London Metal Exchange
NB	Northbound Trading of Stock Connect
SH-HK Stock Connect	Shanghai – Hong Kong Stock Connect
SZ-HK Stock Connect	Shenzhen – Hong Kong Stock Connect
SI(s)	Settlement Instruction(s)
SB	Southbound Trading of Stock Connect
TDs(HK)	Trading Days of Hong Kong market
TDs(NB)	Trading Days eligible for carrying out Northbound trades of Stock Connect
TDs(SB)	Trading Days eligible for carrying out Southbound trades of Stock Connect
TDs(LME)	Trading Days of LME
UNA	Unallocated trade which is a service that enables LME members to efficiently book their give-up trades in compliance with the Markets in Financial Instruments Directive II (MiFID II) regulation

